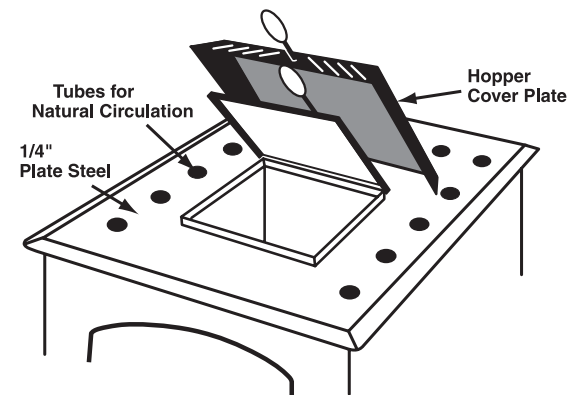
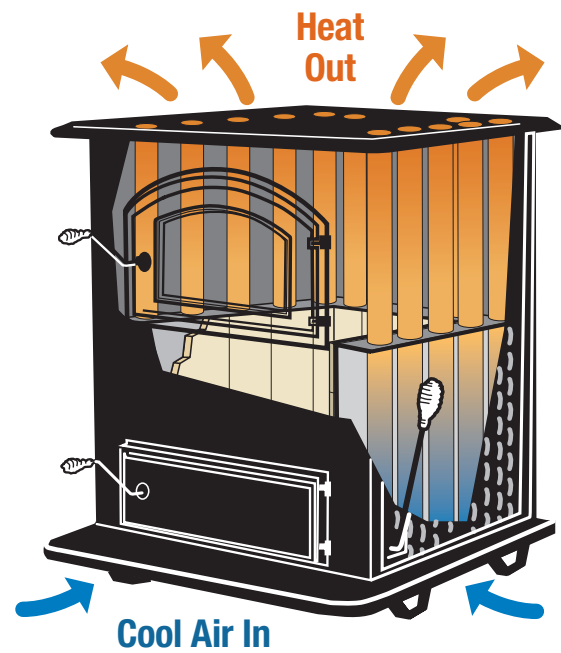


The Path of Hot Air Through the Circulator

Vertical tubes in the firebox increase the steel heating surface area by approximately 50%. This will create a natural hot air draft inside the tube and will draw cool air off the floor. The hot air produced by convection will constantly circulate through your house with no electrical blowers or fans, meaning even heat through your home.



Things to Consider When Purchasing

#DSXV14 Anthra-Max Stove _____
 #XV-OCL Optional Top Cover Lid (fits all sizes). _____
 #DSXV15 Anthra-Max Stove _____
 #XV15-LRS Living Room Sheet Metal _____
 #XV15-BSM Basement Sheet Metal _____
 #XV15-OST Optional Step Top _____
 #DSXV16 Anthra-Max Stove _____
 #XV16-LRS Living Room Sheet Metal _____
 #XV16-BSM Basement Sheet Metal _____
 #XV16-OST Optional Step Top _____
 CO and Smoke Alarm _____
 _____ ft. _____ inch Stove Pipe
 Black or Stainless Steel _____
 _____ Pieces _____ inch Elbow (2 max)
 Black or Stainless Steel _____
 _____ inch Trim Collar for Masonry Chimney _____
 Screws for Stove Pipe
 Black or Stainless Steel _____
 Manual or Barometric Damper _____
 _____ ft. Stainless Steel Chimney Relining Kit _____
 _____ ft. Insulated Chimney _____
 Masonry or Stainless Steel _____
 Hearth Board (U.L.1618) _____ (brand) _____
 Wall Protection Board _____ (brand) _____
 SubTotal _____
 Tax _____
TOTAL _____
 DS518-5K
 Prices are subject to change without notification

Authorized Dealer



Anthra-Max

Models #DSXV14, DSXV15, DSXV16

Ultimate efficiency and practicality



Where tradition, craftsmanship and quality come first



Since 1980, DS, a family owned business in Lancaster Pennsylvania has made sincere efforts to have the most competitive and the highest quality product available and it shows in the product they manufacture.

Traditional craftsmanship defines each product from wood and coal furnaces to custom metal fabrication. With a goal of high efficiency and low maintenance, along with superior quality, DS products are built to last a lifetime.

With four divisions, Stove Manufacturing, Retail, Wholesale, and Custom / Production Fabrication, DS strives for excellence in everything they produce.

Which DS product is right for you?

	First Floor	Basement	Whole House	Forced Hot Air	Coal	Wood	Gas	Freestanding Unit	Hot Water Heating	Green House/Shop
Anthra-Max	•	•	•	•				•		
Anthra-Max Fireplace Insert	•	•	•	•						
DS Circulator	•	•	•	•				•		
EnergyMax #110	•	•	•	•				•		
EnergyMax #160	•	•	•	•				•		•
Kozy-King	•	•	•	•						•
Ecomiser	•	•	•	•						•
HeatRight	•	•	•	•				•		
Comfort Max	•	•	•	•				•		
Econo Riteburn	•	•	•	•				•		•
CoalMaster	•	•	•	•				•		•
Power Boilers # 5000, 6000, 7000	•	•	•	•		•			•	•
Aqua-Gem Boilers #1100, 3200, 4200	•	•	•	•					•	•
Aqua-Stoke	•	•	•	•					•	•
GH Blast #450	•	•	•	•		•			•	•
Stoker Furnace	•	•	•	•						•
Gas Boiler	•	•	•	•			•		•	•

Efficiency and Practicality!

The DS Anthra-Max is an American-made, coal stove that puts efficiency and function ahead of price. Designed for the first floor or basement of a home, the DS Anthra-Max features an innovative smoke and gas re-burn system.

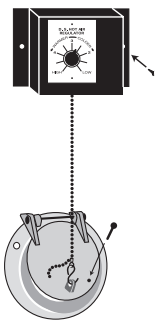
FEATURES:

- Burns coal
- Heat exchanger tubes through firebox for natural circulation
- Built from heavy plate steel
- Superior cast iron Shaker grates
- Cast iron airtight doors with knife edge seals
- Gravity fed coal hopper
- Dust free exterior Shaker handles
- Burn time 24-48 hours
- Removable firebrick retainers (bolt-on)
- SS secondary return baffle (removable)
- Adjustable air wash
- Bi-metal draft regulator (proven for 25+ years)
- Extra wide ashpan (for minimum ash spillage)
- Large 15" x 9" glass viewing window
- Made in the USA

THE DS REGULATOR

The DS Regulator is not electrical. It uses two different metals bonded together. The metals expand and contract based on temperature, directing the heat to where it is needed.

Mounted directly on the hot surface of the stove, it governs the temperature by opening or closing the draft control. This draft control connects to a specially designed draft intake, through which air can enter to increase or decrease the temperature of the fire, depending on the heat radiated from the stove. The DS Regulator is equipped with a 5-position mechanical control dial.



SPECIFICATIONS

Model #	#DSXV14	#DSXV15	#DSXV16
Fuel	Coal	Coal	Coal
Heating area (recommended)	500-1400 sq. ft.	1000-2000 sq. ft.	1500-2500 sq. ft.
Efficiency (Approx.)	82%	82%	82%
BTU (Approx.)	55,000	72,000	105,000
Firebox size (WxDxH)	16" x 12" x 14"	16" x 16" x 14"	16" x 20" x 14"
Firebox volume	1.55 cu. ft.	2.0 cu. ft.	2.60 cu. ft.
Firebox height to hopper	11.5"	11.5"	11.5"
Firebox height	14"	14"	14"
Hopper door size (WxD)	11.75" x 8.5"	11.75" x 8.5"	11.75" x 8.5"
Top door size (WxH)	18" x 11.75"	18" x 11.75"	18" x 11.75"
Ash door size (WxH)	19" x 5.25"	19" x 5.25"	19" x 5.25"
Rear exhaust/size	6"	6"	6"
Coal hopper capacity (Approx.)	40 lbs.	40 lbs.	40 lbs.
Coal volume with hopper (Approx.)	85 lbs.	110 lbs.	130 lbs.
U.L. tested	Yes*	Yes*	Yes*
Weight	490 lbs.	590 lbs.	650 lbs.
Warranty	5-year limited	5-year limited	5-year limited
Floor to center of rear exhaust	32.25"	32.25"	32.25"
Overall size with living room sheet metal (WxDxH)	28.5" x 22.5" x 39.5"	28.5" x 26.5" x 39.5"	28.5" x 31.5" x 39.5"
Overall size with basement sheet metal (WxDxH)	N/A	34.5" x 26.5" x 39.5"	34.5" x 31.5" x 39.5"
Optional basement or living room sheet metal	N/A - only sold with living room sheet metal	Yes	Yes
Optional top cover lid	Yes	Yes	Yes
Optional step top	No	Yes	Yes
Optional blower (Vari-speed)	Max 125 CFM	Max 125 CFM	Max 125 CFM

CLEARANCE FROM COMBUSTIBLES

Side	18"	18"	18"
Back	18"	18"	18"
Front	48"	48"	48"
Flue/Stove pipe	18"	18"	18"
Ceiling	36"	36"	36"
Corner clearance	9"	9"	9"



All units require a class "A" all fuel chimney installation that must conform to local and state codes.

*Safety tested to U.L. #1482 for coal use only

Manufactured by DS Stoves, Gordonville, PA ■ (717) 768-3853